









Platz	Start Nr.	Name	Verein	Jg.	Note									Gesamt
						Boden	Pilz	Pilz	Ringe	Sprung	meth.	Barren	Reck	
1 .	05	Loran, Nikita	TSV Pfuhl	2011	D:	10,000	10,000	10,000	10,200	10,000	10,000	10,000	10,200	55,175
					E:	1,150	1,800	0,000	0,700	0,800	1,250	0,700	0,750	
					F:	8,850	8,200	10,000	9,500	9,200	8,750	9,300	9,450	
2 .	04	Ernst, Maximilian	TSV Pfuhl	2011	D:	10,000	10,000	10,000	10,200	10,000	10,000	10,000	10,000	55,125
					E:	1,250	0,600	0,700	0,600	0,700	0,650	0,700	1,200	
					F:	8,750	9,400	9,300	9,600	9,300	9,350	9,300	8,800	
3 .	02	Findlay, Arran John Gordon	TSV Unterföhring	2011	D:	10,000	10,000	10,000	10,200	10,000	10,000	10,200	10,200	54,600
					E:	1,900	0,200	0,300	0,600	0,900	0,900	0,600	1,750	
					F:	8,100	9,800	9,700	9,600	9,100	9,100	9,600	8,450	
4 .	01	Berger, Tim	TSV Unterföhring	2011	D:	10,000	10,000	10,000	10,200	10,000	10,000	10,200	10,000	53,675
					E:	1,350	0,700	0,300	0,900	1,500	0,450	0,950	2,050	
					F:	8,650	9,300	9,700	9,300	8,500	9,550	9,250	7,950	
5 .	09	Schultz, Ferdinand	TSV Unterhaching 1910	2011	D:	10,000	10,000	10,000	10,000	10,000	10,000	10,000	10,000	53,050
					E:	1,300	1,200	0,300	0,850	1,300	0,700	1,050	2,000	
					F:	8,700	8,800	9,700	9,150	8,700	9,300	8,950	8,000	
6 .	08	Pertler, Richard	TSV Unterhaching 1910	2012	D:	9,500	10,000	10,000	10,200	10,000	10,000	10,000	10,200	45,875
					E:	2,600	3,800	0,600	1,500	2,350	1,500	2,800	3,000	
					F:	6,900	6,200	9,400	8,700	7,650	8,500	7,200	7,200	
7 .	10	Schindle, Valentin	TSV Lenting	2012	D:	10,000	10,000	10,000	10,200	10,000	10,000	10,000	10,200	45,700
					E:	4,400	2,600	1,300	1,700	1,350	1,550	2,100	3,100	
					F:	5,600	7,400	8,700	8,500	8,650	8,450	7,900	7,100	
8 .	03	Täubert, Michael	TSV Unterföhring	2011	D:	10,000	10,000	10,000	10,200	10,000	10,000	10,000	10,000	45,200
					E:	2,500	6,000	2,500	1,450	1,300	1,700	1,800	3,500	
					F:	7,500	4,000	7,500	8,750	8,700	8,300	8,200	6,500	
9 .	06	Grof, Fynn	TSV Monheim	2011	D:	10,000	10,000	10,000	10,200	10,000	10,000	10,000	10,000	43,725
					E:	2,450	6,000	3,600	1,900	1,250	1,400	3,200	2,800	
					F:	7,550	4,000	6,400	8,300	8,750	8,600	6,800	7,200	
10 .	12	Gross, Adrian	KTV Ries	2012	D:	10,000	10,000	10,000	10,000	10,000	10,000	8,500	10,000	37,725
					E:	4,200	6,000	1,200	1,700	2,000	2,050	5,850	3,400	
					F:	5,800	4,000	8,800	8,300	8,000	7,950	2,650	6,600	
11 .	11	Luge, Emil Anton	TSV 1847 Weilheim	2011	D:	10,000	10,000	10,000	10,200	10,000	10,000	8,000	8,500	37,100
					E:	4,100	7,500	2,300	1,400	1,800	2,500	2,550	4,500	
					F:	5,900	2,500	7,700	8,800	8,200	7,500	5,450	4,000	